

**SARVAJANIK EDUCATION SOCIETY  
NURSERY**

**Syllabus - 2025-26  
Semester - I**

**JUNE - JULY**

**ENGLISH** : Refer to Rainbow Tulips  
Recognition with Phonics  
A to Z (Pg.no. :- 53 to 58)

**PHONICS** : A, a, *a* Says अ  
B, b, *b* Says ब  
C, c, *c* Says ख  
D, d, *d* Says ड

**MATHEMATICS** : Refer to Rainbow Tulips  
Recognition with numbers  
0 - (Pg.no. -109)  
1 - (Pg.no. - 102)

**LET US SING :**

- 1) Johnny Johnny... (Pg.no. - 07)
- 2) Twinkle Twinkle... (Pg.no. - 09)
- 3) Brush brush... (Pg.no. - 43)
- 4) One, two... (Pg.no. - 100)
- 5) Rain rain... (Pg.no. - 45)

**GENERAL KNOWLEDGE/EVS :**

Refer to Rainbow Tulips  
I love my School (Pg.no. - 30)

**CONVERSATION :** Refer to Rainbow Tulips

**Q.1 Who are you?**

A.1 I am boy/girl.

**Q.2 What is your name?**

A.2 My name is \_\_\_\_\_.

**Q.3 What is your Father's name?**

A.3 My Father's Name is \_\_\_\_\_.

**Q.4 What is your mother's name?**

A.4 My Mother's name is \_\_\_\_\_.

**Q.5 How old are you?**

A.5 I am 3 years old.

**Q.6 Where do you live?**

A.6 I live in Surat.

**Q.7 What is the name of your school?**

A.7 My school's name is \_\_\_\_\_

**Q.8 What is your principal's name?**

A.8 My Principal's name is \_\_\_\_\_.

**Q.9 What is your Class teacher's name?**

A.9 My Class teacher's name is \_\_\_\_\_.

**Q.10 Which class are you in?**

A.10 I am in nursery \_\_\_\_\_.

**Q.11 How are you?**

A.11 I am fine, Thank you!

**Q.12 Do you love your Family?**

A.12 Yes, I love my Family very much.

**STORY :** The Monkey and The Crocodile

Refer to Rainbow Tulips (Pg. no - 11)

**STROKES** : Standing line (Pg. no. 13) (|)  
Sleeping line (Pg. no. 16, 17) (—)



**COLOURING** : Scribbling with crayons

- Refer Rainbow Tulips (Pg. no. 12)
- Refer Vikas Apple drawing - A  
(Pg.no. 2, 3, 4, 5, 6, 7)

**ART** : Bindi sticking  
Refer Vikas Apple Craft - A (Pg. no. 2, 4)

**CLAY MOULDING** : Ball, Snake

**CRAFT** : **(Paper Folding)**  
A Rectangle

**DRAWING** : Draw a Square   
Draw a Rectangle   
{in sketch book}

**CLASS MANNERS** :

- Good afternoon teacher/Sir.
- Thank you teacher.
- May, I go to toilet?
- Bye - Bye teacher.
- May I drink water?
- May I come in?
- May I open my lunch box?

**ACTION WORDS** : Join the hands, Close the eyes,  
Clap the hands, Jump on the floor, Stand up, Sit down

**GAMES** : Oranges and Lemons.  
Catch & throw the ball.  
Captain - Captain  
Outdoor - Indoor free play

## AUGUST

**ENGLISH** : Recognition with phonics.  
Refer to Rainbow Tulips  
(Pg. no. 60, 61, 62, 66, 67, 69)

**PHONICS** : E, e, *e* says ए  
F, f, *f* says फ  
G, g, *g* says ग  
H, h, *h* says ह

**MATHEMATICS** : Recognition of numbers  
Refer to Rainbow Tulips  
2 - (Pg. no. 103, 104)  
3 - (Pg, no. 105, 106)

### **LET US SING :**

1) Pat - a - Cake....(Pg.no. 43)

2) I am a tomato... (Pg.no. 126)

3) Red - red apple

Red - red apples, healthy to eat

Red - red apples, juicy and sweet.

Ripe - ripe mangoes, yummy to eat

Ripe - ripe mangoes, pulpy and sweet.

Yellow - yellow bananas, together in a bunch  
peel them, peel them, before you munch

### **GENERAL KNOWLEDGE/EVS :**

Refer to Rainbow Tulips

Fruits (pg. no. 3)

Vegetables (pg. no. 37)

## **CONVERSATION :**

**Q.1 Name some vegetables.**

A.1 Some vegetables are potato, cabbage, carrot, onion and beans.

**Q.2 Name some fruits.**

A.2 Some fruits are apple, mango, orange, banana and grapes.

**Q.3 Which fruit is called the king of fruits?**

A.3 The Mango is called the king of fruits.

**Q.4 Which vegetable is called the king of vegetables?**

A.4 The brinjal is called the king of vegetables.

**Q.5 Why should we eat fruits and vegetables?**

A.5 We should eat fruits and vegetables to be strong and healthy.

**Q.6 Name a leafy vegetables.**

A.6 Cabbage and Spinach is a leafy vegetables.

**STORY :** Revision of The Monkey and the crocodile

**STROKES :** Slanting line / (Refer to Rainbow Tulips) (Pg. no. 14, 15, 18, 19)

**COLOURING :** Refer Vikas Apple Drawing - A (Pg. no. :- 8, 9, 10)

**ART :** Cotton Sticking Refer Vikas Apple Art & Craft (Pg. no. 6)

**CRAFT : (Paper Folding) :** A Triangle

**CLAY MOULDING** : Bowl, Spoon

**DRAWING** : Draw A Triangle 

Draw A Circle 

{In sketch Book}

**ACTION WORDS** : eating, hopping, running,  
hold your partner's hand.

**GAMES** : Bowling, Sorting game, Sensorial  
materials.

## SEPTEMBER

**ENGLISH** : Refer to Rainbow Tulips  
Recognition with phonics  
(Pg. no - 70 to 76)

**PHONICS** : l, i, *l* says आई, ई  
J, j, *j* says ज  
K, k, *k* says क  
L, l, *l* says ल

**MATHEMATICS** : Refer to Rainbow Tulips  
Recognition of Numbers.  
4 - (Pg. no - 107, 108)  
5 - (Pg. no - 110, 111)

**LET US SING** : Refer to Rainbow Tulips

- 1) Marry had a little lamb (Pg. no - 10)
- 2) Hickety pickety (Pg. no - 50)
- 3) Where is your nest (Pg. no - 123)

**GENERAL KNOWLEDGE/EVS** :

Refer to Rainbow Tulips (Pg. no - 32 to 36)

**STORY** : Refer to Rainbow Tulips

"The Duckling" (Pg. no - 59)

**CONVERSATION** :

**Q.1 Name some animals.**

A.1 Some animals are lion, cow, goat, rabbit and tiger.

**Q.2 Which animals give us milk?**

A.2 Cow, goat and buffalo give us milk.

**Q.3 Which animal has long neck?**

A.3 The giraffe has a long neck.

**Q.4 Which animal jumps from tree to tree?**

A.4 The monkey jumps from tree to tree.

**Q.5 Which is our national animal?**

A.5 The tiger is our national animal.


**Q.6 Which creature do we find on the walls of our house?**

A.6 We find lizard on the walls of our house.

**STROKES** : Semi circle Right )  
Semi circle Left (

**COLOURING** : Refer Vikas Apple Drawing - A  
(Pg. no. :- 11, 12, 13)

**DRAWING** : The Sun



**ART** : Refer Vikas Apple Drawing craft - A  
Cotton Sticking - 2 (Pg. no - 8)

**CRAFT : (Paper Folding)** : A Square

**CLAY MOULDING** : Jalebi

**CLEANLINESS AT HOME** :

- (1) Take a good care of your toy and books.
- (2) Keep your things at proper place .
- (3) Close the tap after use.

**ACTION WORDS** : throwing, catching,  
smiling, crying.

**GAMES** : Sand play  
Free play (by using swing, slide, seesaw)

## OCTOBER - NOVEMBER

**ENGLISH** : Refer to Rainbow Tulips  
Recognition with phonics.  
(Pg. no. 77 to 82)

**PHONICS** : M, m, *m* says म  
N, n, *n* says न  
O, o, *o* says ओ  
P, p, *p* says प

**MATHEMATICS** : Recognition of numbers 6 & 7  
(Pg. no - 113 to 116)

### **LET US SING :**

- 1) Humpty Dumpty....(Pg. no - 9)
- 2) Ten little....(pg. no - 123)
- 3) Shapes

A ring is circle, a circle is round

In the sun, a ball and a wheel is found

A Square has four sides,

A triangle has three.

And egg is oval

And is good for me.

### **GENERAL KNOWLEDGE/EVS :**

Refer to Rainbow Tulips (Pg. no - 46, 47, 48, 49, 50, 52)

**CONVERSATION** : Refer to Rainbow Tulips  
(Pg. no - 68)

**Q.1 Name some shapes.**

A.1 Some shapes are circle, square, rectangle and triangle.

**Q.2 What is the shape of sun?**

A.2 The sun is circle in shape.

**Q.3 Which things looks like a triangle?**

A.3 A birthday cap, an ice-cream cone and a piece of a pizza looks like a triangle.

**Q.4 How many sides does a triangle has?**

A.4 A triangle has three sides.

**Q.5 How many sides does a square has?**

A.5 A square has four sides.

**Q.6 Are all the sides of a square same in size?**

A.6 Yes, all the sides of a square are same in size.

**STORY : Revision :-** "The Duckling"

**STROKES** : Circle and Revise all strokes.

**COLOURING** : Refer to Vikas Apple Drawing - A  
(Pg. no. :- 14, 15, 16)

**ART** : Refer to Vikas Apple craft - A  
Hand Art (Pg. no - 10)  
Thumb Printing (Pg. no - 12)

**CRAFT : (Paper Folding) : A House**

**CLAY MOULDING : Pencil**

**DRAWING : Draw a Flower**



**GOOD MANNERS IN SCHOOLS :**

- (1) Raise your hand if you want to speak something.
- (2) Use voices soft and sweet.
- (3) Use a dustbin and keep the class clean.

**ACTION WORDS :** Wave your hand, Roll your hand, fly like a bird, Run like a train.

**GAMES :** Musical chair,  
Finding the shapes.